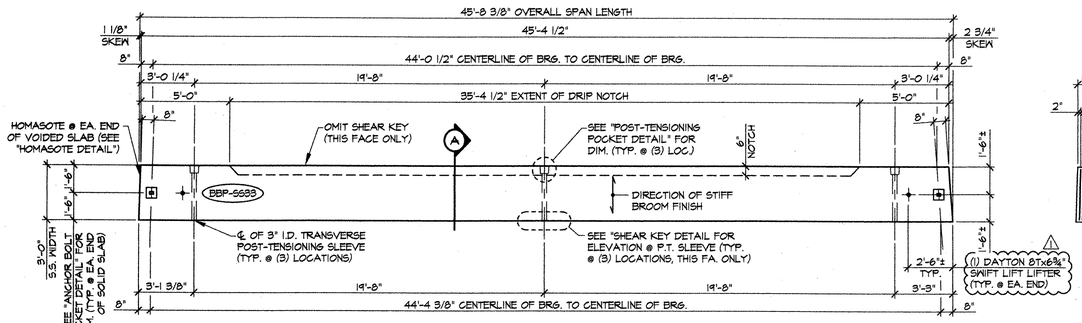

DIMENSIONAL PLAN VIEW IN FORM

1/4" = 1'-0"

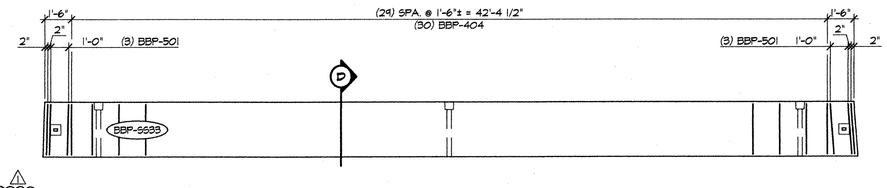

REINFORCING PLAN VIEW IN FORM

1/4" = 1'-0"

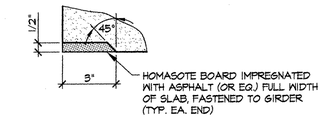

HOMASOTE DETAIL

3" = 1'-0"

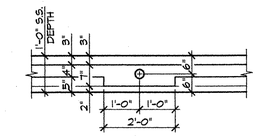

SHEAR KEY DETAIL

1/2" = 1'-0"

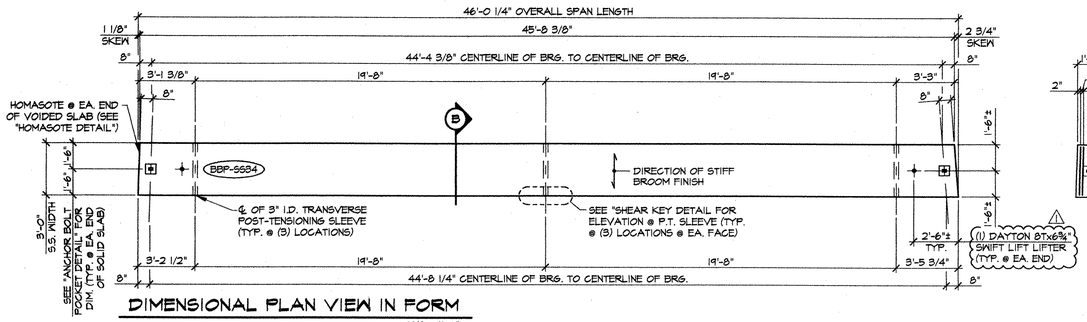

DIMENSIONAL PLAN VIEW IN FORM

1/4" = 1'-0"

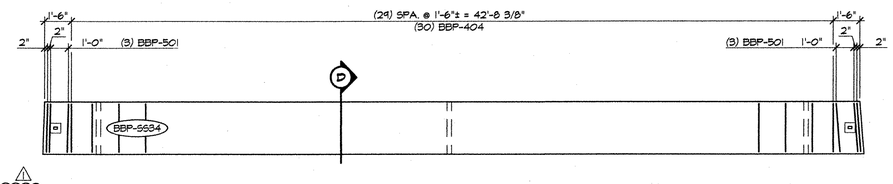

REINFORCING PLAN VIEW IN FORM

1/4" = 1'-0"

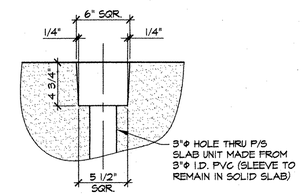

POST-TENSIONING POCKET DETAIL

1 1/2" = 1'-0"

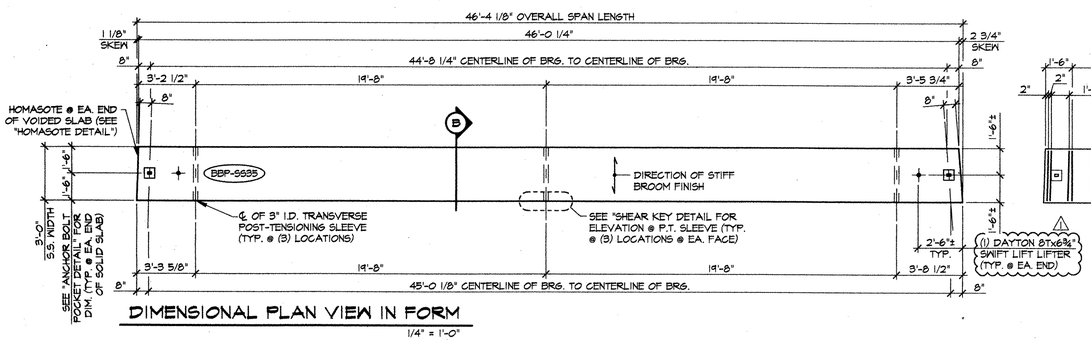

DIMENSIONAL PLAN VIEW IN FORM

1/4" = 1'-0"

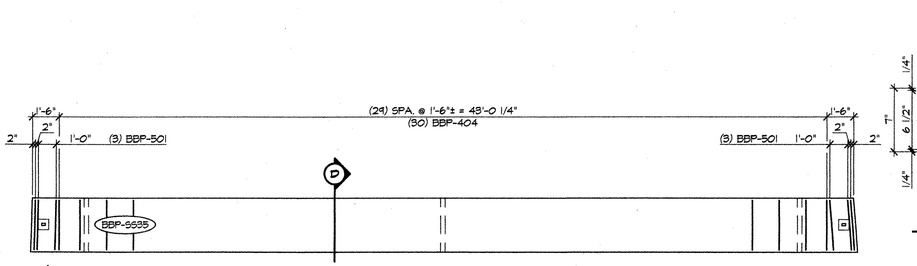

REINFORCING PLAN VIEW IN FORM

1/4" = 1'-0"

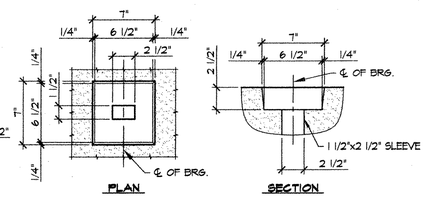

ANCHOR BOLT POCKET DETAIL

1 1/2" = 1'-0"

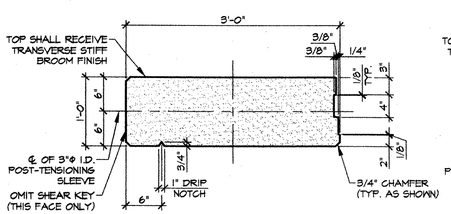

A DIMENSIONAL SECTION

1" = 1'-0"

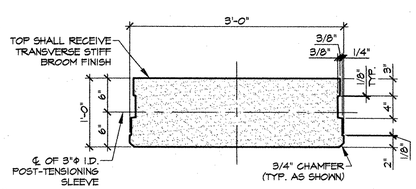

B DIMENSIONAL SECTION

1" = 1'-0"

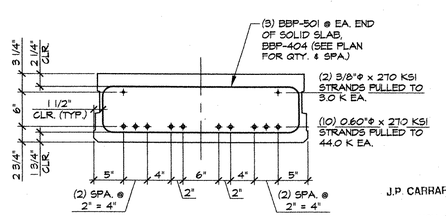

D REINFORCING SECTION

1" = 1'-0"

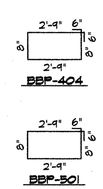

DETENSIONING SCHEDULE

N.T.S.

MARK: BBP-5633	QTY.: 1	WT.: 10.07 T	VOL.: 4.97 cy	⚠ f'ci = 4,000 PSI f'c = 6,000 PSI
MARK: BBP-5634	QTY.: 1	WT.: 9.99 T	VOL.: 4.93 cy	
MARK: BBP-5635	QTY.: 1	WT.: 10.06 T	VOL.: 4.97 cy	

MATERIAL LIST / SOLID SLAB

ITEM	MARK	DESCRIPTION	QTY./SLAB		
			5633	5634	5635
1	404	#4 BENT BAR	30	30	30
2	501	#5 BENT BAR	6	6	6
3					
4	⚠ 1	DAYTON 8T x 6 3/4" SWIFT LIFT LIFTER	2	2	2
5					

⚠ 11-11-03 REVISED AS NOTED

APPROVAL STAMP:

RECEIVED
OK'D BY YGM OK'D BY
NOV 14 2003
RESUBMIT APPROVED
BY DATE 12/3/03

J.P. CARRARA & SONS, INC.
Precast & Prestress Manufacturer
2464 CASE STR., MIDDLEBURY, VERMONT 05753 Phone:(802)388-6361 Fax:(802)388-9010

KUBRICKY CONSTRUCTION CORP.
CONTRACTOR
GLENS FALLS, NEW YORK

STATE OF VERMONT
AGENCY OF TRANSPORTATION

TOWN OF COLCHESTER
PROJECT NUMBER: STP BIKE (48)

P/S SOLID SLAB DETAILS

DATE: SEPT. 26, 2003
SCALE: NOTED
CHKD: DFTM: B.L.
JOB NO: 23169-03
DWG. NO: SS12 11

J.P. CARRARA & SONS, INC.
NOV 12 2003
ISSUED FOR PRODUCTION

F:\VT-Bridges\23169-03 Burlington Bike Path\23169-SS12.dwg, 11/12/2003 09:33:54 AM